

# X8 D2

## Speaker Specification

Power	P	<b>1000 / 3000*</b>	RMS/SPL
DC resistance	Rdc	<b>1,9 + 1,9</b>	Ω
Nominal impedance	ZN	<b>2,0 +2,0</b>	Ω
Resonance frequency	fs	<b>38,9</b>	Hz
Voice coil Diameter		<b>2,5</b>	inch
Shipping weight		<b>16,8</b>	kg

Mechanical Q factor	Qms	<b>6,78</b>
Electrical Q factor	Qes	<b>0,55</b>
Total Q factor	Qts	<b>0,49</b>

Moving mass	Mms	<b>160,17</b>	g
Effective cone area	Sd	<b>176</b>	cm <sup>2</sup>
Mechanical resistance	Rms	<b>0</b>	Kg/s
Compliance	Cms	<b>0,12</b>	mm/N
Force factor	BL	<b>20,61</b>	Tm
Equivalent air volume	Vas	<b>15,98</b>	dm <sup>3</sup>
X max	tot./lin.	<b>60 / 20</b>	mm
Magnet weight		<b>6,5 / 230</b>	kg/oz

SPL 2,83V/1m	<b>87</b>	dB
--------------	-----------	----

Cone: Paper Kevlar  
 Surround: foam  
 Basket: Aluminium  
 Coil: Kupper

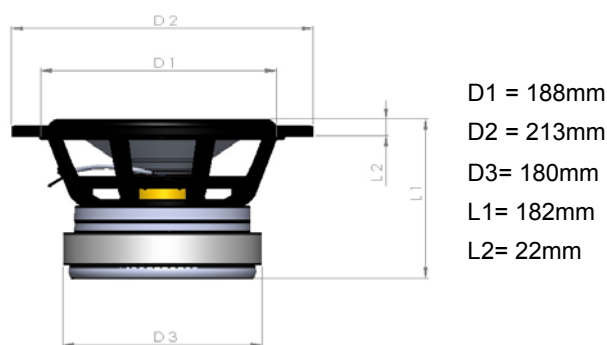
Spider: Compound  
 Coil former: Aluminium  
 Dust cap: Paper

\* only 5 sec.



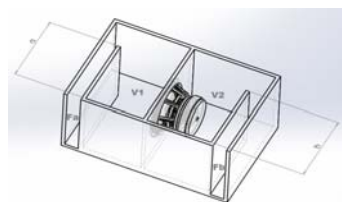
### Diameter

External diameter	213 mm
Installation diameter	188 mm
Installation depth	160 mm
Magnet diameter	180 mm



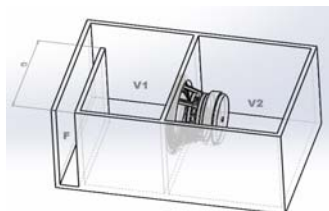
## Recommended Boxes (including Ports and Drivers)

### Bandpass 6th Order



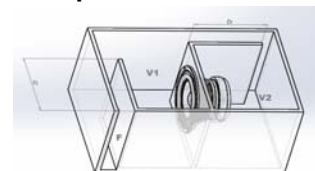
V1 = 33l  
 V2 = 33l  
 Fa = 100cm<sup>2</sup>  
 Fb = 60 cm<sup>2</sup>  
 a = 5 cm  
 b = 15 cm

### Bandpass 4th Order



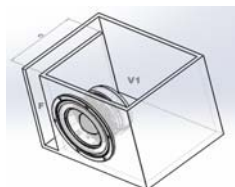
V1 = 33l  
 V2 = 23l  
 F = 80 cm<sup>2</sup>  
 a = 10 cm

### Bandpass 6th Order



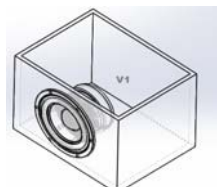
V1 = 35l  
 V2 = 30l  
 F = 150cm<sup>2</sup>  
 Fb = 60cm<sup>2</sup>  
 a = 10cm  
 b = 15cm

### Vented



V1 = 37l  
 F = 100cm<sup>2</sup>  
 a = 40 cm

### Sealed



V1 = 25l